
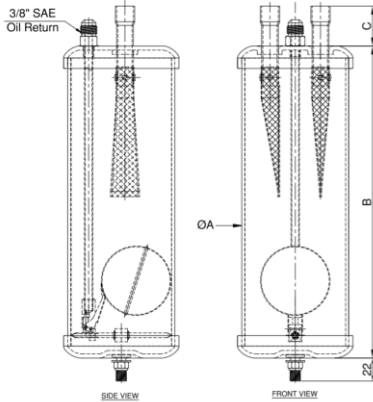


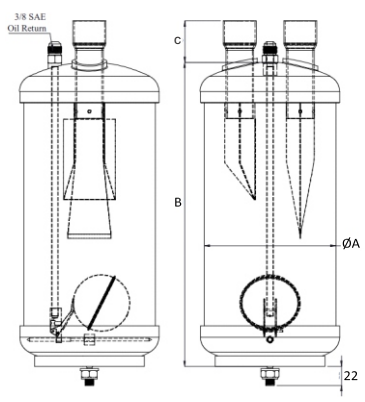
DIMENSIONAL DATA



DAHW



DRAWING-1

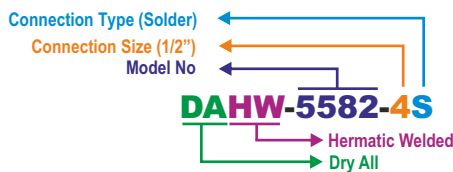


DRAWING-2

Sr. No.	Model	Connection Size In & Out	Oil Return Connection	Dimension								Mounting Option	Oil Charge Amount	Refer Drawing No.
				ØA		B		C		D				
				mm	Inch	mm	Inch	mm	Inch	mm	Inch			
HERMETIC WELDED TYPE														
1	DAHW-5582-3S	3/8" ODF	1/4" SAE	101.6	4	160	6.30	26	1.02	NA	NA	M10 X 1.5 BOLT WITH WASHER & NUT	500 ml	1
2	DAHW-5582-4S	1/2" ODF	3/8" SAE	101.6	4	250	9.84	37	1.46					
3	DAHW-5585-5S	5/8" ODF		101.6	4	297	11.69	38	1.50					
4	DAHW-5587-7S	7/8" ODF		101.6	4	344	13.54	37	1.46					
5	DAHW-5588-9S	1-1/8" ODF		101.6	4	375	14.76	37	1.46					
6	DAHW-5590-11S	1-3/8" ODF		101.6	4	448.5	17.70	46.5	1.80					
7	DAHW-5690-11S	1-3/8" ODF		152.4	6	352	13.90	48	1.90					
8	DAHW-5692-13S	1-5/8" ODF		152.4	6	430	16.90	58.80	2.30					

Sr. No.	Model No.	Maximum Capacity of Refrigerant at Evaporator Temperature.															
		R-134a/R448A/R449A				R-22/R-407C/R450A/R513A				R-404A/R-507				R-410A			
		-40°F/-40°C		+40°F/40°C		-40°F/-40°C		+40°F/40°C		-40°F/-40°C		+40°F/40°C		-40°F/-40°C		+40°F/40°C	
		Tons	kw	Tons	kw	Tons	kw	Tons	kw	Tons	kw	Tons	kw	Tons	kw	Tons	kw
1	DAHW - 5582 - 3S	0.80	2.81	1.00	3.51	1.00	3.51	1.50	5.27	1.00	3.51	1.50	5.27	1.70	6.00	2.10	7.30
2	DAHW - 5582 - 4S	1.20	4.20	1.80	6.30	1.50	5.25	2.00	7.00	1.50	5.25	2.00	7.00	2.70	9.50	3.10	10.90
3	DAHW - 5585 - 5S	3.30	11.55	4.50	15.75	4.5	15.75	5.50	19.25	4.00	14.00	5.50	19.25	7.30	25.70	8.40	29.50
4	DAHW - 5587 - 7S	4.90	17.23	6.60	23.21	7.00	24.62	8.00	28.14	6.50	22.86	8.50	29.89	11.00	38.69	12.00	42.20
5	DAHW - 5588 - 9S	6.50	22.75	8.50	29.75	9.00	31.50	11.00	38.50	8.50	29.75	11.00	38.50	14.00	49.20	16.00	56.30
6	DAHW - 5590 - 11S	7.90	27.78	11.60	40.80	11.50	40.45	14.00	49.24	10.60	37.28	14.05	49.41	19.10	67.17	21.20	74.56
7	DAHW - 5690 - 11S	9.50	33.41	13.40	47.13	13.00	45.72	14.00	49.24	13.10	46.07	19.00	66.82	22.40	78.78	25.40	89.33
8	DAHW - 5692 - 13S	11.50	40.45	14.00	49.24	11.40	40.09	14.10	49.49	15.30	53.81	20.40	72.75	27.50	96.72	31.30	110.08

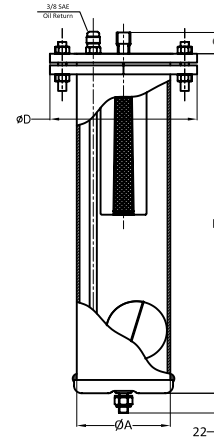
1) Maximum working pressure of 610 psig.
2) Working Temperature range -10 to 100°C



DIMENSIONAL DATA



DAAF



DRAWING-1

Sr. No.	Model	Connection Size In & Out	Oil Return Connection	Dimension								Mounting Option	Oil Charge Amount	Refer Drawing No.
				ØA		B		C		D				
				mm	Inch	mm	Inch	mm	Inch	mm	Inch			
ACCESSIBLE BOLTED FLANGE TYPE														
1	DAAF-5885-5S	5/8" ODF	3/8" SAE	101.6	4	335	13.19	35	1.38	142	5.59	M10 X 1.5 BOLT WITH WASHER & NUT	500 ml	1
2	DAAF-5858-7S	7/8" ODF		101.6	4	416	16.38	40	1.57	142	5.59			
3	DAAF-5888-9S	1-1/8" ODF		101.6	4	498	19.6	42	1.65	142	5.59			
4	DAAF-5890-11S	1-3/8" ODF	1/4" SAE	101.6	4	478	18.82	42	1.65	142	5.59			

Sr. No.	Model No.	Maximum Capacity of Refrigerant at Evaporator Temperature.															
		R-134a				R-22/R-407C				R-404A/R-502/R-507				R-410A			
		-40°F/-40°C		+40°F/40°C		-40°F/-40°C		+40°F/40°C		-40°F/-40°C		+40°F/40°C		-40°F/-40°C		+40°F/40°C	
		Tons	kw	Tons	kw	Tons	kw	Tons	kw	Tons	kw	Tons	kw	Tons	kw	Tons	kw
1	DAAF - 5885 - 5S	3.3	11.55	4.6	16.1	4.7	16.45	5.6	19.6	4.76	16.66	5.6	19.6	7.3	25.7	8.4	29.5
2	DAAF - 5887 - 7S	4.8	16.8	6.7	23.45	7	24.5	8.5	29.75	7.15	25.02	8.5	29.75	9	31.7	10.5	36.5
3	DAAF - 5888 - 9S	6.5	22.75	8.7	30.45	9.5	33.25	11	38.5	9.52	33.32	11.2	39.2	14	49.2	16	56.3
4	DAAF - 5890 - 11S	7.9	27.8	11.35	39.9	11.6	40.8	14.1	49.6	10.6	37.3	13.9	48.9	18.8	66.1	21.2	74.6

