







## REFRIGERANT RECEIVERS

Receiver is a vessel for liquid refrigerant storing. Receivers are designed to collect liquid after the condenser for smooth refrigerant supply to the evaporator and creating refrigerant reserve in a system. According to construction and technical characteristics all FP receivers can be apply to work with all refrigerant kinds, under admissible working pressure, except NH<sub>3</sub>. The delivery set of the refrigerant receivers includes inspection glasses and a nut to the port of the safety valve (without a plug).

Vertical refrigerant receivers												
Type	Model	∅ D, mm	H, mm	A, mm	In/Out	SG <sup>[1]</sup> , M24 pcs	SVP <sup>[2]</sup> , 1¼"	Volume, dm <sup>3</sup>	Notes			
 Cu-St WELD 28bar SERIES 45bar SERIES	FP-LR(MP)-1,0	102	121	27	3/8" ODS (Cu)	–	–	1.0	Draw. 1 Table 1			
	FP-LR(MP)-1,6	133	139	37	3/8" ODS (Cu)	–	–	1.6				
 Cu-St WELD 28bar SERIES 45bar SERIES	FP-LR(MP)-2,5	159	170	–	1/2" ODS (Cu) / 1" UN	–	–	2.5	Draw. 2 Table 1			
	FP-LR(MP)-4,0	159	245	–	1/2" ODS (Cu) / 1" UN	–	–	4.0				
	FP-LR(MP)-6,3	159	370	–	1/2" ODS (Cu) / 1" UN	–	–	6.3				
 28bar SERIES 45bar SERIES	FP-LR(MP)-8,0	159	470	–	1/2" ODS (Cu) / 1" UN	–	+	8.0	Draw. 3			
	FP-LR(MP)-10,0	190	410	130	1" UN	–	+	10.0				
	FP-LR(MP)-12,5	190	515	130	1" UN	–	+	12.5				
 28bar SERIES 45bar SERIES	FP-LR(MP)-16,0	190	620	130	1" UN	–	+	16.0	Draw. 4, 6			
	FP-LR(MP)-20,0	240	551	160	1 1/4" UN	–	+	20.0				
	FP-LR(MP)-24,8	240	638	160	1 1/4" UN	–	+	24.8				
	FP-LR(MP)-25,0	240	638	160	1 1/4" UN	1	+	25.0	Draw. 5, 6			
	FP-LR(MP)-32,5	240	847	160	1 1/4" UN	1	+	32.5				
	FP-LR(MP)-40,0	240	964	160	1 1/4" UN	2	+	40.0				
	FP-LR(MP)-50,0	325	731	170	1 3/4" UN	2	+	50.0				
	FP-LR(MP)-63,0	325	876	170	1 3/4" UN	2	+	63.0				
	FP-LR(MP)-80,0	325	1111	170	1 3/4" UN	2	+	80.0				
	FP-LR(MP)-100,0	325	1301	170	1 3/4" UN	3	+	100.0				
	FP-LR(MP)-120,0	325	1551	170	1 3/4" UN	3	+	120.0				
	FP-LR(MP)-160,0	450	1140	220	2 1/4" UN	3	+	160.0				
	FP-LR(MP)-200,0	450	1430	220	2 1/4" UN	3	+	200.0				
FP-LR-250,0	450	1590	220	2 1/4" UN	3	+	250.0					
FP-LR-300,0 ST	450	2056	250	89 mm ODS(St)	4	+	300.0					
FP-LR-350,0 ST	450	2356	250	89 mm ODS(St)	4	+	350.0					

Vertical refrigerant receivers for CO <sub>2</sub>												
Type	Model	∅D, mm	H, mm	A, mm	B, mm	In/Out, mm	CC <sup>[1]</sup> , pcs	SVP <sup>[2]</sup> , ½NPT	LSP <sup>[3]</sup> , inch	FO <sup>[4]</sup> , mm	Volume, dm <sup>3</sup>	Notes
 90bar SERIES	FP-LR(HP90)-50	325	834	196	611	28	3	+	11/4	35	50	Draw. 11, 19, 20
	FP-LR(HP90)-80	325	1264	196	1041	28	3	+	11/4	35	80	
	FP-LR(HP90)-110	325	1830	196	1606	35	3	+	11/4	35	110	
 90bar SERIES	FP-LR(HP90)-160	325	1274	206	1051	35	3	+	11/4	35	160	Draw. 10, 19, 20
	FP-LR(HP90)-220	325	1839	206	1616	35	3	+	11/4	35	220	

**NOTES:** SG<sup>[1]</sup>, M24 – Sight glass, M24×1;  
 SVP<sup>[2]</sup>, 1¼" – Safety valve port, 1¼";  
 LSP<sup>[3]</sup> – Level sensor port;  
 FO<sup>[4]</sup>, 1¼" – Flash out;

Cu – Copper connections;  
 St – Steel connections;  
 FP-LR – series 28 bar;  
 FP-LR(MP) – series 45 bar;  
 FP-LR(HP) – series 90 bar.