











## Pressure vessels

Horizontal refrigerant receivers												
Type	Model	Ø D, mm	L, mm	L1, mm	A, mm	A1, mm	H, mm	In/Out	SG <sup>[1]</sup> , 1¼ pcs	SVP <sup>[2]</sup> , 1¼"	Volume, dm <sup>3</sup>	Notes
	  FP-LRH(MP)-16,0	159	938	850	258	198	219	1" UN	–	+	16.0	Draw. 7
	FP-LRH(MP)-25,0	190	982	850	340	280	250	1 1/4" UN	1	+	25.0	
	FP-LRH(MP)-40,0	240	976	850	365	305	296	1 1/4" UN	1	+	40.0	
	FP-LRH(MP)-70,0	325	1011	850	365	305	385	1 3/4" UN	1	+	70.0	
	  FP-LRH(MP)-100,0	325	1310	750	500	420	375	1 3/4" UN	2	+	100.0	Draw. 8
	FP-LRH(MP)-120,0	325	1560	1000	500	420	375	1 3/4" UN	2	+	120.0	
	FP-LRH(MP)-160,0	450	1165	510	600	520	520	2 1/4" UN	2	+	160.0	
	FP-LRH(MP)-200,0	450	1455	800	600	520	520	2 1/4" UN	2	+	200.0	
	FP-LRH-300,0 ST	450	2025	1060	600	520	578	89 mm ODS(St)	3	+	300.0	Draw. 9
	FP-LRH-350,0 ST	450	2325	1400	600	520	578	89 mm ODS(St)	3	+	350.0	

## SUCTION ACCUMULATORS

Suction line accumulators main purpose – deliver refrigerant to a compressor only as a gas. All units with flooded evaporators need this item, as well as system with overheated evaporators to prevent liquid refrigerant accumulation in suction line. Apart from liquid separation suction accumulators provides oil return to compressor.

Suction accumulators								
Type	Model	Ø D, mm	H, mm	A, mm	In/Out	Volume, dm <sup>3</sup>	Notes	
	 FP-AS(MP)-2,0-012	102	319	55	1/2" ODS(Cu)	2.0	Draw. 12 Table 1 Table 2 Table 3	
	 FP-AS(MP)-2,0-058	102	319	55	5/8" ODS(Cu)	2.0		
	 FP-AS(MP)-3,5-078	102	520	55	7/8" ODS(Cu)	3.5		
	FP-AS(MP)-3,5-118	102	520	55	1 1/8" ODS(Cu)	3.5		
	FP-AS(MP)-5,0-118	133	436	70	1 1/8" ODS(Cu)	5.0		
	FP-AS(MP)-5,0-138	133	442	70	1 3/8" ODS(Cu)	5.0		
	FP-AS(MP)-7,0-138	159	441	90	1 3/8" ODS(Cu)	7.0		
	FP-AS(MP)-7,0-158	159	443	90	1 5/8" ODS(Cu)	7.0		
	 FP-AS(MP)-12,0-218	190	546	320	2 1/8" ODS(Cu)	12.0	Draw. 13	
	 FP-AS(MP)-12,0-258	190	546	320	2 5/8" ODS(Cu)	12.0		
	 FP-AS(MP)-25,0-218	240	680	455	2 1/8" ODS(Cu)	25.0	Draw. 14, 6 Table 1 Table 2 Table 3	
	FP-AS(MP)-25,0-258	240	680	455	2 5/8" ODS(Cu)	25.0		
	FP-AS(MP)-45,0-258	325	655	411	2 5/8" ODS(Cu)	45.0		
	FP-AS(MP)-45,0-318	325	655	411	3 1/8" ODS(Cu)	45.0		
	FP-AS(MP)-60,0-108ST	325	900	610	108 mm (St)	60.0		

Suction accumulators for CO <sub>2</sub>							
Type	Model	Ø D, mm	H, mm	A, mm	In/Out, mm	Volume, dm <sup>3</sup>	Notes
	 FP-AS(HP90)-3	114	484	58	22	3.0	Draw. 15, 16, 19
	FP-AS(HP90)-5	159	425	90	28	5.0	
	FP-AS(HP90)-7	159	540	90	35	7.0	

**NOTES:** SG<sup>[1]</sup>, M24 – Sight glass, M24×1;  
SVP<sup>[1]</sup>, 1¼" – Safety valve port, 1¼";

Cu – Copper connections;  
St – Steel connections;  
FP-LR – series 28 bar;  
FP-LR(MP) – series 45 bar.